



2Type User Guide



Contents

- 1. Introduction.....3
- 2. First Steps and Moving On.....4
- 3. Games5


1 Introduction



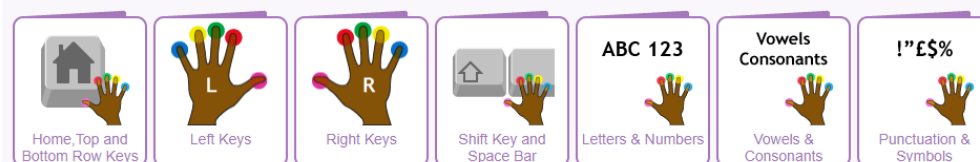
What is 2Type?

- 2Type teaches users how to type properly on a QWERTY keyboard. It will work on tablets as well as desktop/laptop devices.
- 2Handwrite can be found in the Tools --> English section of Purple Mash.
- 2Type contains a range of progressive activities.

Introduction to typing:



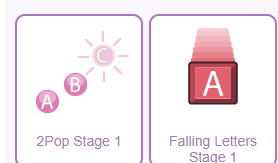
First steps:



Moving on:



Games:



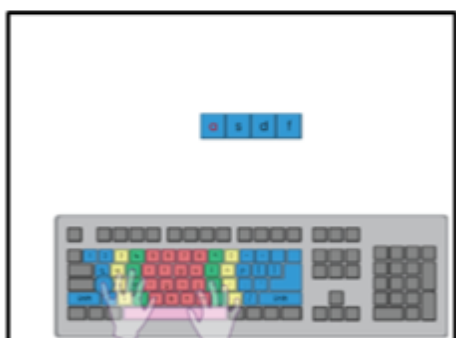
2 First Steps and Moving On

Each of these steps contain a mixture of progressive teaching activities. This is followed by a game for those letters.

All the activities have the option of changing the duration of play.

In play mode, a keyboard at the bottom of the screen shows the children which fingers to use.

There are a range of activities to choose from –



Ali's mum took us to the outdoor pool. Once we arrived, Ali went straight to the diving board. I was too scared at first to join Ali. However, Aziz double-dared me and



First Steps

- Home, Top and Bottom Row Keys
- Left Keys
- Right Keys
- Shift Key & Space Bar
- Letters & Numbers
- Vowels & Consonants
- Punctuation & Symbols

Moving On

- CVC words
- High Frequency Words
- Phases Exercises
- Colours & Numbers
- Words From A-Z
- Paragraphs

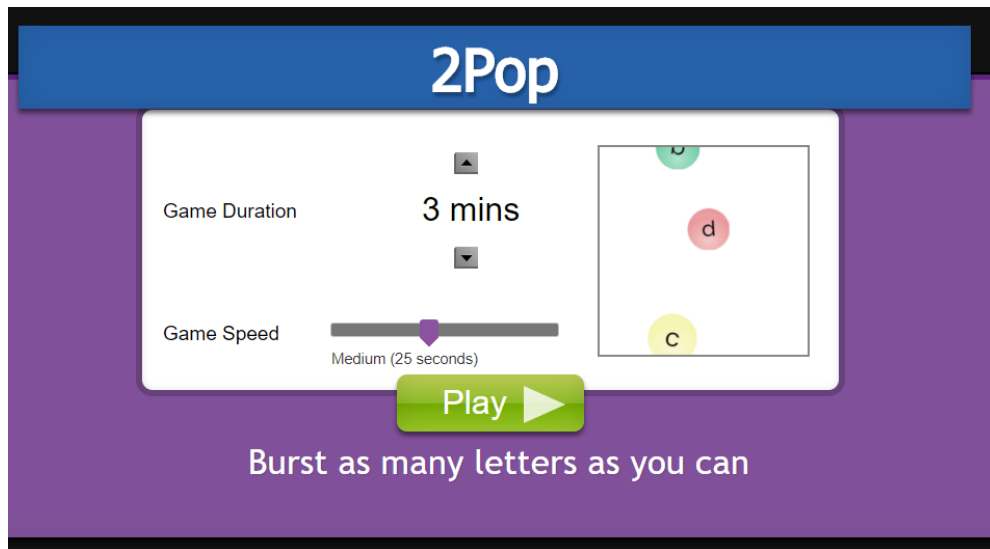


3 Games

2Pop

This is a fast-paced typing game which allows users to select the pace at which bubbles appear and the game duration.

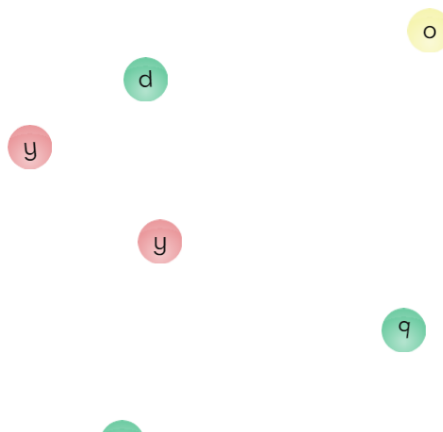
The faster the letters are popped then the higher the score.



Score: 0

2Type 2simple v1.00

02:26



Falling Letters

Falling letters is a game where the children have to type in letters, characters and numbers as they fall from the screen. Just like 2Pop, the game duration and the speed of falling letters can be changed.

Clear the screen too slowly and it is game over.

