


Date \_\_\_\_\_

Name \_\_\_\_\_


### Fronted adverbials

Use of fronted adverbials and use of commas after fronted adverbials.


Combine the two separate sentences into one, using fronted adverbials, e.g. 'Under the tree, the rabbit hid'.

The children played.  The children were next to the stream.


---

Bella sat and waited.  Bella was under a tree.

---

They played before lunchtime.  They played hide-and-seek.

---

Jim and his family put the tent up.  Jim and his family went as fast as they could.

---

Add adverbs to these clauses. They should describe how the action was done, e.g. 'Ella spoke softly'. Adverbs often have a -ly ending.

She slept	He spoke
Jim played	The children ate

Next, add adverbials to the clauses that you wrote. They should describe how/where or when the action was done, e.g. 'Ella slept soundly until her alarm went off'.

She slept
He spoke
Jim played
The children ate

Now change your sentences to use fronted adverbials. They should be followed by a comma, e.g. 'Until her alarm went off, Ella slept soundly'.

---



---



---



---



## Year 4 Answers

In some questions, alternative answers may be acceptable. The likeliest answers are given below. If questions have more than one answer, teachers should use their own judgement when marking.

### 4d

Next to the stream, the children played.

Under the tree, Bella sat and waited.

Before lunchtime, they played hide-and-seek.

As fast as they could, Jim and his family put the tent up.